



METROGREENSCAPE

Essential Guide to Everything Pools

CHARLOTTE'S TOP RATED
LANDSCAPING & OUTDOOR LIVING COMPANY



Table of Contents

Why MetroGreenscape	2	Landscaping Design	6
Pool Style & Material	3	Timelines	8
Saltwater vs. Chlorine	4	Design Renderings	9
Luxury Features	5	Investment	10



Why MetroGreenscape?



ONE STOP SHOP

We complete your project from start to finish!



FAST

Start your pool project today to swim this summer!



BEST PRICE

We offer competitive pricing!

At MetroGreenscape, we are your comprehensive one-stop shop for pool installation and backyard design. Over the past 20 years, we've grown our company to meet all the outdoor living needs of today's homeowners. We offer full-service pool installation, landscape design, custom hardscapes, custom features and so much more—all under one roof.

In this guide, we'll take a look at the various benefits of concrete pools and provide you with the information you need to make an informed decision that best suits you. Our team of professionals is here to take away the stress that comes with a backyard renovation project by educating and creating a customized plan based on your specific vision.



Pool Style & Material

A concrete pool is a remarkable asset for any property, as it can be crafted and constructed in whatever size or shape that you desire. From free-form pools that follow the natural contours of your backyard, to contemporary designs with straight lines and angles, there's something for everyone. We offer custom in-ground concrete gunite pools which are known for their unparalleled levels of design flexibility and high aesthetic appeal.

DURABILITY AND LASTING QUALITY

We use PebbleTec finish to deliver long-lasting and beautiful results to the outdoor living space of your dreams. PebbleTec is a quality finish for custom concrete pools due to its superior durability and non-abrasive surface; it is also UV-resistant and chlorine compatible. You can expect your pool to remain to look great for many years with minimal maintenance.

YOUR POOL, YOUR STYLE

You can select your ideal texture from natural to refined to ultra-smooth, all of which will be designed to be comfortable to the touch and easy on your skin. Selecting the color of the finish is also important, as it will contribute to the overall look of your pool and the color of the water. We offer a variety of colors ranging from vibrant blue and aquamarine to natural earth tones like grey and brown. Your pool style should reflect your personality and lifestyle, so we strive to create a custom approach that suits your individual needs.

Saltwater vs. Chlorine

IT COMES DOWN TO PERSONAL PREFERENCE.

Saltwater Pools

Saltwater pools use a chlorine generator then converts the sodium chloride into chlorine that will kill algae and bacteria, keeping your pool clean and safe.

PROS:

- Softer on your eyes and skin
- Require less maintenance than chlorine pools
- Does not require storing chlorine at home
- More eco-friendly
- Less expensive for upkeep (estimated \$100/year on chemicals)

CONS:

- More expensive initially
- Require expert technicians for repairs

Chlorine Pools

In the early 1900s, chlorine emerged as an effective sanitizer for pool water. They use concentrated chlorine chemicals to treat the water.

PROS:

- Less expensive to install
- Quickly kills algae, viruses, and bacteria
- Easier to find a pool care company to treat your traditional chlorine system

CONS

- Require more upkeep
- More expensive for upkeep (estimated \$700/year on chemicals)
- Chlorine is not gentle on the skin
- Less eco-friendly due to the gases produced




Luxury Features

We also provide customers with several luxury pool features to incorporate into their design to elevate their space into the perfect oasis for relaxing and entertaining family and friends. We're happy to present you with fresh, innovative, and luxurious pool design concepts, all of which are available for installation here at MetroGreenscape.

HEATED POOL
HOT TUB
TANNING LEDGE
FIRE FEATURES

INFINITY POOL
POOL LIGHTING
OUTDOOR KITCHENS
HARDSCAPING

SWIM-UP BAR
WATERFALLS
PAVILION
POOL PATIOS/DECKING



Pool Landscaping

The landscaping around your pool can be vital to the overall aesthetic of your new backyard. We create this space to be your personal paradise and one that you will want to spend all of your time in. Creating the perfect poolside landscape can be more complicated than just planting a few trees and flowers. That's where our trained team of horticulturists at MetroGreenscape comes in.

PLANT SELECTION

Curating the right selection of plants by your pool can play a huge part in your overall experience. For example, if you install trees or shrubs that require a lot of care it can end up becoming a lot of additional maintenance for you. When making this decision we consider all of the following factors:

Maintenance Level	Full size at maturity	Roots
Environmental Conditions	Sun and shade	

We also consider when each plant will have the highest aesthetic appeal. We want plants to be in full bloom between the months of May through September for the summer pool season. Our team of trained horticulturists will help determine the best design to add depth and beauty year-round. Some plants we consider are:

Styrax	Viburnum	Vitex	Shasta Daisy
Hydrangea	Dogwood varieties	Purple Coneflower	Catmint

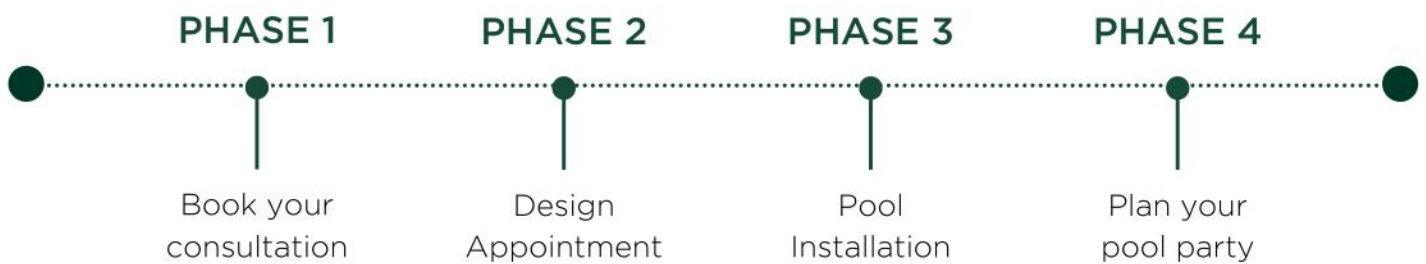
Plants can also be designed to act as a source of privacy screening around your pool. We will create a design layout that will create the best visual barrier, customized to your specific desires. Some plants we consider using as privacy screens are:

Viburnum	Green Giant Arborvitae	Hornbeam
----------	------------------------	----------



Proposed Timeline

MetroGreenscape prides itself on being able to get you into your brand-new pool faster than any other company in town. Our typical construction time is an average of 10-14 weeks. This may vary depending on the design's complexity but we will guide you and ensure that you are in good hands throughout the entire process.



PHASE 1 Book your consultation

PHASE 2 Design Process (1-2 weeks)

Meet with our design team to create a 3D rendering of your custom pool project and start picking out materials

PHASE 3 Pool Installation (10-14 weeks)

MetroGreenscape will install your new pool


PHASE 4 Plan your pool party!

It's time to plan your pool party and swim in your backyard oasis

Design Renderings

At MetroGreenscape, we have an expert design team to ensure that the foundation of every installation is complete with a drawing that delivers on all the wants and needs. Our renderings are as comprehensive as our services as we deliver on all pool amenities and surrounding areas to ensure that your family and friends will have a place to make lasting memories.

Below are a few of our recent projects using our design software with all the features and elements we have to offer. Ready to have your backyard redesigned into your own resort?



Investment

The cost of your custom in-ground swimming pool will be influenced by various factors including the pool shape, size, location, landscaping, luxury features, and more. Our average pool installations range from \$100k-\$250k depending on the scope of the project.

At MetroGreenscape, we strive to design pools that suit Charlotte homeowners' needs and budgets. With that in mind, we offer firm cost estimates during each consultation. We also offer financing, allowing Charlotte residents the flexibility of paying over time.

([Link to financing plan here.](#))



Schedule your consultation today.

metrogreenscape.com

Call us at 704-486-2596

